

DIODE MODULE

DD130F

TOP



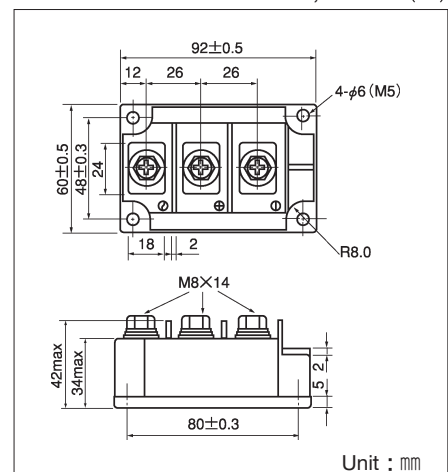
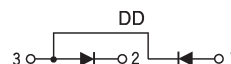
UL;E76102 (M)

Power Diode Module **DD130F** series are designed for various rectifier circuits. **DD130F** has two diode chips connected in series in a package and the mounting base is electrically isolated from elements for simple heatsink construction. Wide voltage rating up to, 1,600V is available for various input voltage.

- Isolated mounting base
- Two elements in a package for simple (single and three phase) bridge connections
- Highly reliable glass passivated chips
- High surge current capability

(Applications)

Various rectifiers, Battery chargers, DC motor drives



Unit : mm

Maximum Ratings

(T_j=25°C)

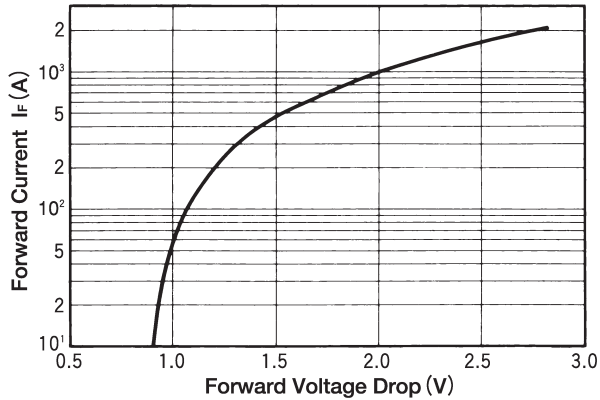
Symbol	Item	Ratings				Unit
		DD130F40	DD130F80	DD130F120	DD130F160	
V _{RRM}	Repetitive Peak Reverse Voltage	400	800	1200	1600	V
V _{RSM}	Non-Repetitive Peak Reverse Voltage	480	960	1300	1700	V

Symbol	Item		Conditions	Ratings	Unit
I _F (AV)	Average Forward Current		Single phase, half wave, 180° conduction, T _c : 90℃	130	A
I _F (RMS)	R.M.S. Forward Current		Single phase, half wave, 180° conduction, T _c : 90℃	205	A
I _{FSM}	Surge Forward Current		1½ cycle, 50/60Hz, peak value, non-repetitive	4000/4400	A
I ² t	I ² t		Value for one cycle of surge current	80000	A²S
V _{ISO}	Isolation Breakdown Voltage (R.M.S)		A.C.1minute	2500	℃
T _j	Junction Temperature			−40~+125	℃
T _{stg}	Storage Temperature			−40~+125	V
	Mounting Torque	Mounting (M5)	Recommended Value 1.5~2.5 (15~25)	2.7 (28)	N・m (kgf・cm)
		Terminal (M8)	Recommended Value 8.8~10 (90~105)	11 (115)	
	Mass			510	g

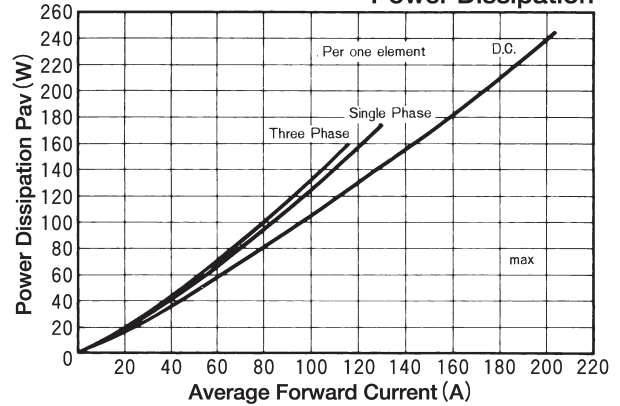
Electrical Characteristics

Symbol	Item	Conditions	Ratings	Unit
I _{RRM}	Repetitive Peak Reverse Current, max.	at V _{DRM} , single phase, half wave. T _j =125°C	50	mA
V _{FM}	Forward Voltage Drop, max.	Forward current 400A, T _j =25°C, Inst. measurement	1.40	V
R _{th (j-c)}	Thermal Impedance, max.	Junction to case	0.20	°C/W

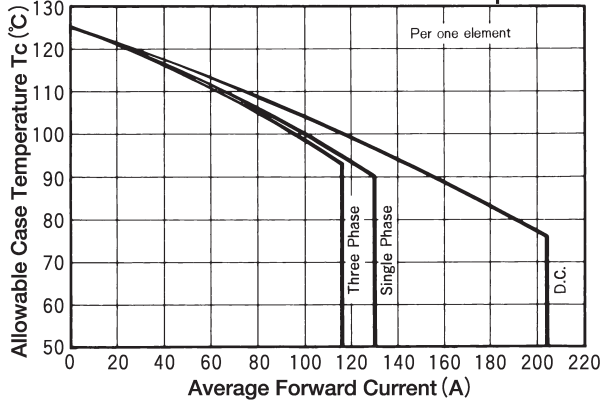
Maximum Forward Characteristics



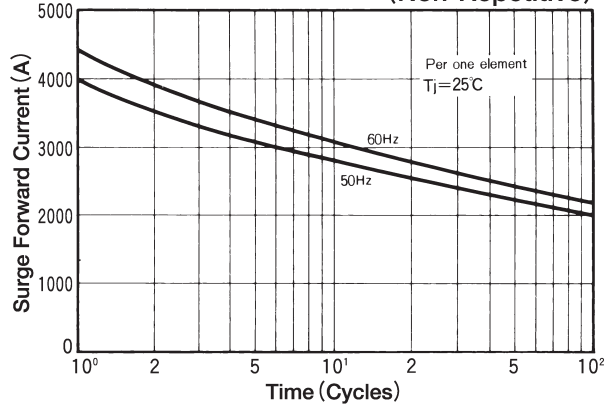
Average Forward Current vs. Power Dissipation



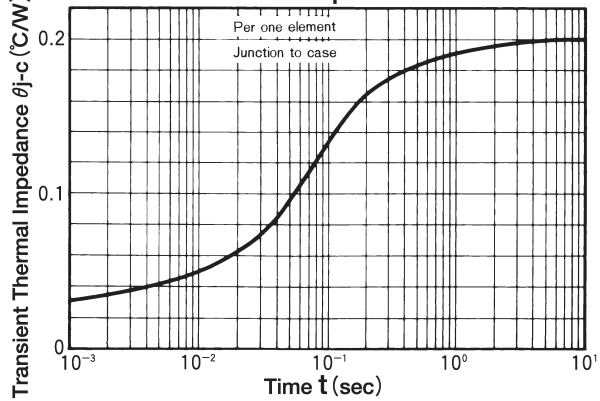
Average Forward Current vs. Allowable Case Temperature



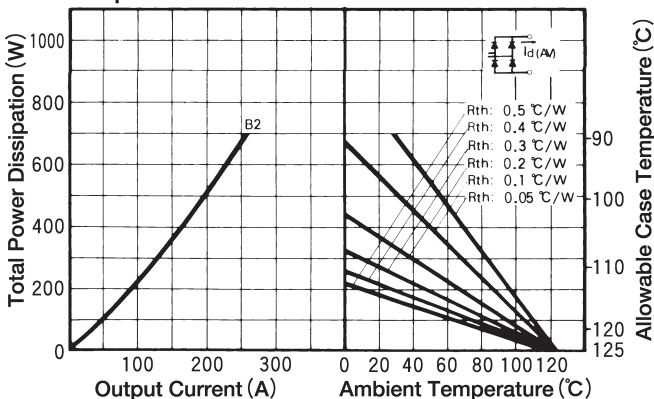
Cycle Surge Forward Current Rating (Non-Repetitive)



Transient Thermal Impedance



B2; Two Pulse Bridge connection



B6; Six pulse Bridge connection

