



Micro Commercial Components
 21201 Itasca Street Chatsworth
 CA 91311
 Phone: (818) 701-4933
 Fax: (818) 701-4939

MURH805CT THRU MURH860CT

Features

- Superfast switching time for high efficiency
- Low reverse leakage current
- High surge capacity

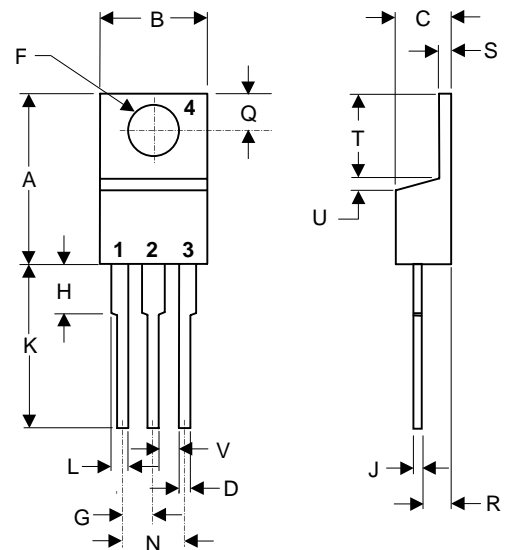
Maximum Ratings

- Operating Temperature: -55°C to +150°C
- Storage Temperature: -55°C to +150°C

8 Amp Super Fast Glass Passivated Rectifier 50 to 600 Volts

Microsemi Catalog Number	Device Marking	Maximum Recurrent Peak Reverse Voltage	Maximum RMS Voltage	Maximum DC Blocking Voltage
MURH805CT	MURH805CT	50V	35V	50V
MURH810CT	MURH810CT	100V	70V	100V
MURH820CT	MURH820CT	200V	140V	200V
MURH840CT	MURH840CT	400V	280V	400V
MURH860CT	MURH860CT	600V	420V	600V

TO-220AB



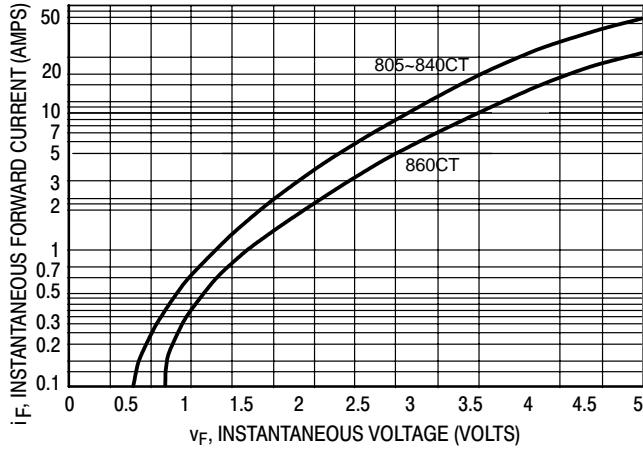
Electrical Characteristics @ 25°C Unless Otherwise Specified

Average Forward Current	$I_{F(AV)}$	8.0A	$T_C = 120^\circ\text{C}$
Peak Forward Surge Current	I_{FSM}	65A	8.3ms, half sine
Maximum Forward Voltage Drop Per Element MURH805-840CT MURH860CT	V_F	2.2 V 2.8 V	$I_{FM} = 4 \text{ A per element};$ $T_A = 25^\circ\text{C}^*$
Maximum DC Reverse Current At Rated DC Blocking Voltage	I_R	10 μA 800 μA	$T_J = 25^\circ\text{C}$ $T_J = 100^\circ\text{C}$
Maximum Reverse Recovery Time MURH805-820CT MURH840-860CT	T_{rr}	35ns 50ns	$I_F = 1.0\text{A},$ $di/dt = 50\text{A}/\mu\text{s}$

DIM	INCHES		MM		NOTE
	MIN	MAX	MIN	MAX	
A	.595	.620	15.11	15.75	
B	.380	.405	9.65	10.29	
C	.160	.190	4.06	4.82	
D	.025	.035	0.64	0.89	
F	.142	.147	3.61	3.73	
G	.190	.210	4.83	5.33	
H	.110	.130	2.79	3.30	
J	.018	.025	0.46	0.64	
K	.500	.562	12.70	14.27	
L	.045	.060	1.14	1.52	
Q	.100	.120	2.54	3.04	
R	.080	.110	2.04	2.79	
S	.045	.055	1.14	1.39	
T	.235	.255	5.97	6.48	
U	-----	.050	-----	1.27	

*Pulse test: Pulse width 300 μs , Duty cycle 2%

Figure 1
Typical Forward Characteristics



Instantaneous Forward Current - Amperes *versus*
Instantaneous Forward Voltage - Volts

Figure 2
Typical Reverse Characteristics

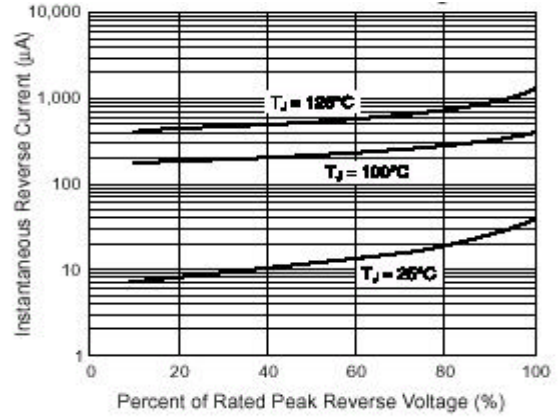
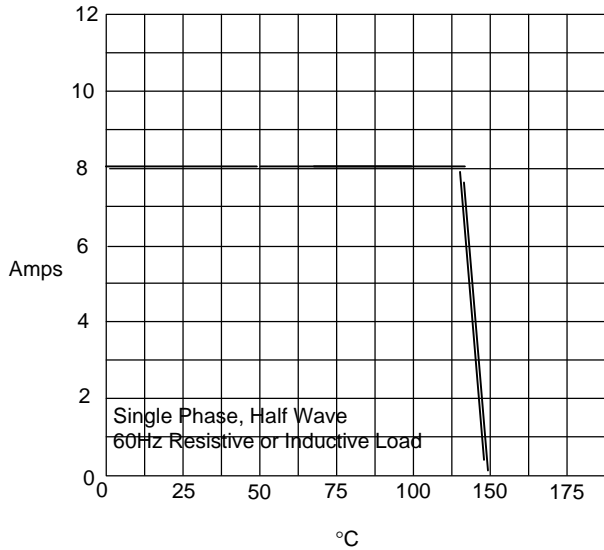
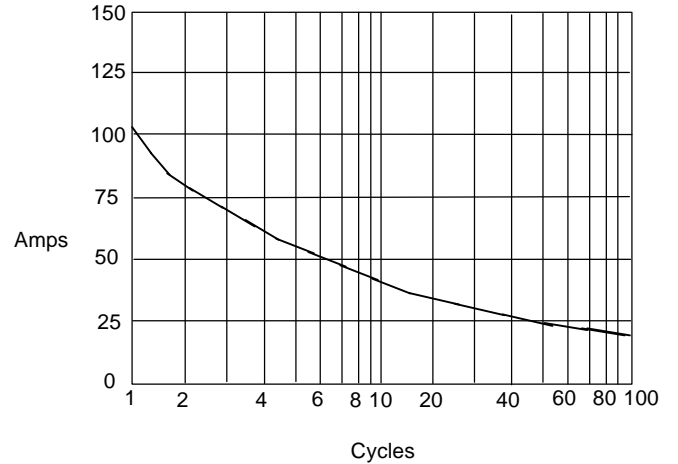


Figure 3
Forward Derating Curve



Average Forward Rectified Current - Amperes *versus*
Ambient Temperature - °C

Figure 4
Maximum Non-Repetitive Forward Surge Current



Peak Forward Surge Current - Amperes *versus*
Number Of Cycles At 60Hz - Cycles