

SEMiX 603GB066HDs



SEMiX[®] 3s

Trench IGBT Modules

SEMiX 603GB066HDs

Target Data

Features

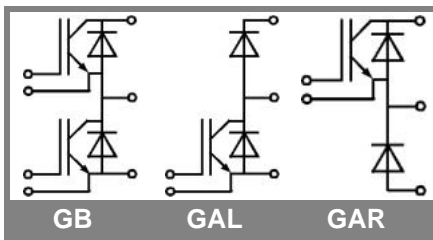
- Homogeneous Si
- Trench = Trenchgate technology
- $V_{CE(sat)}$ with positive temperature coefficient

Typical Applications

- Matrix Converter
- Resonant Inverter
- Current Source Inverter

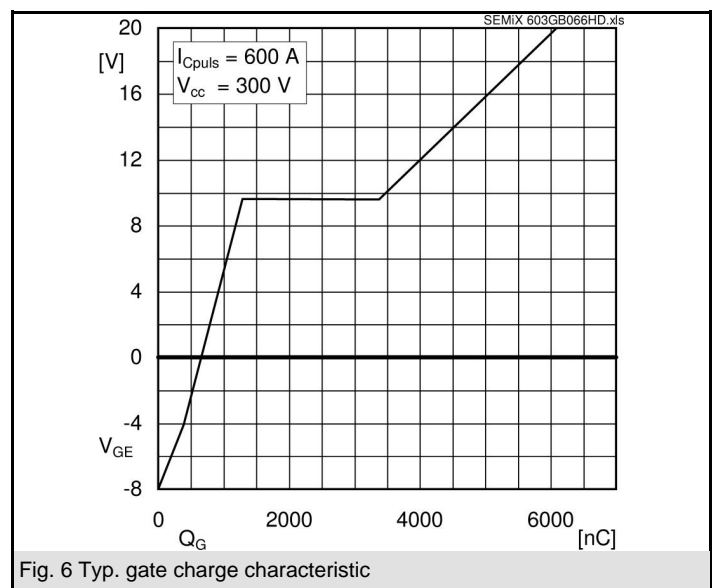
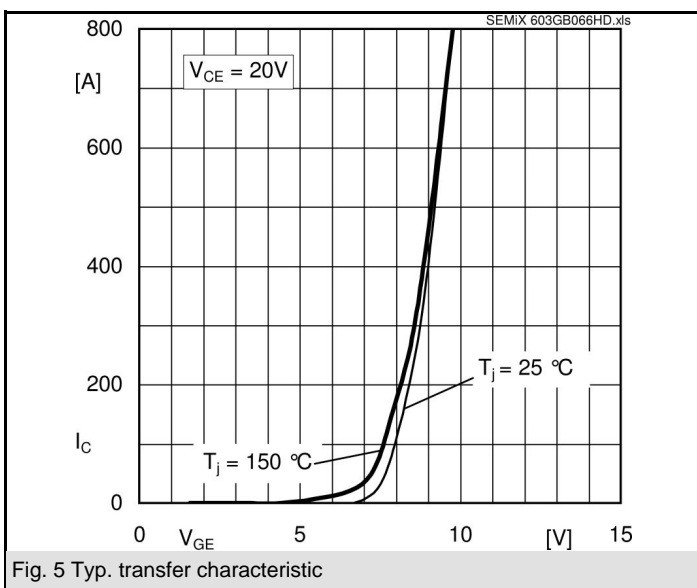
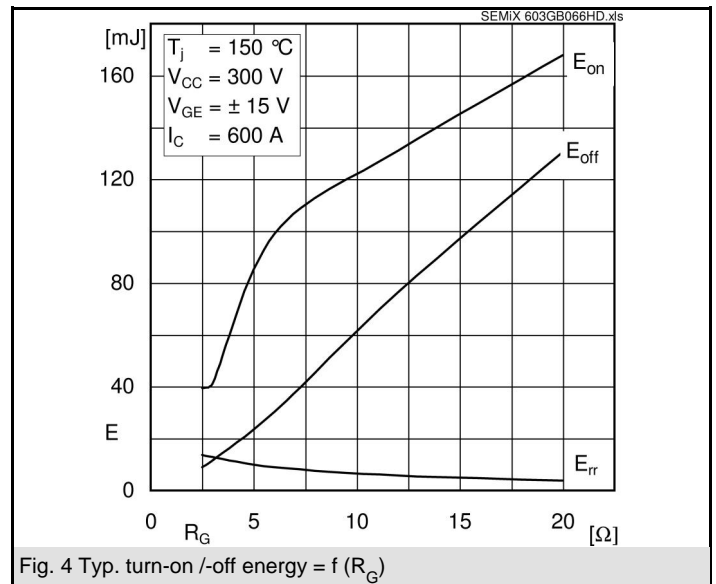
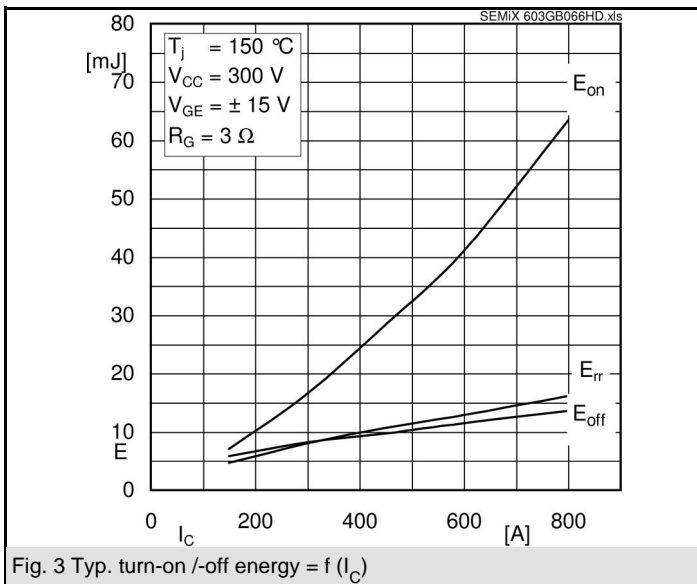
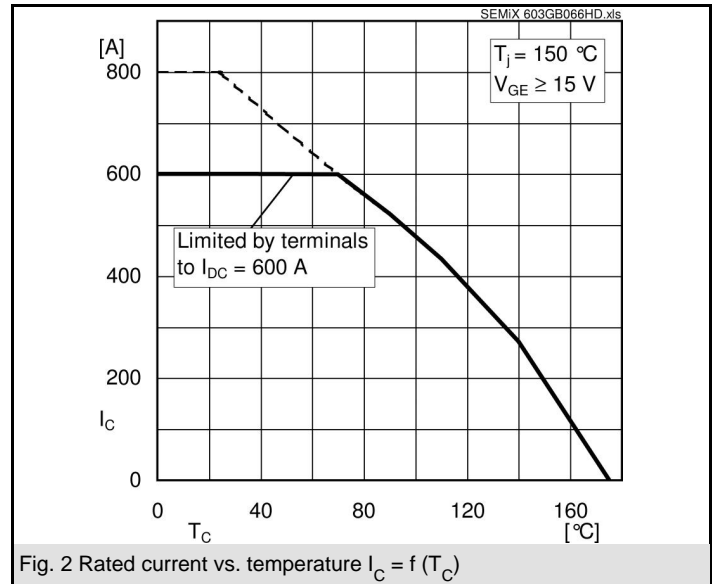
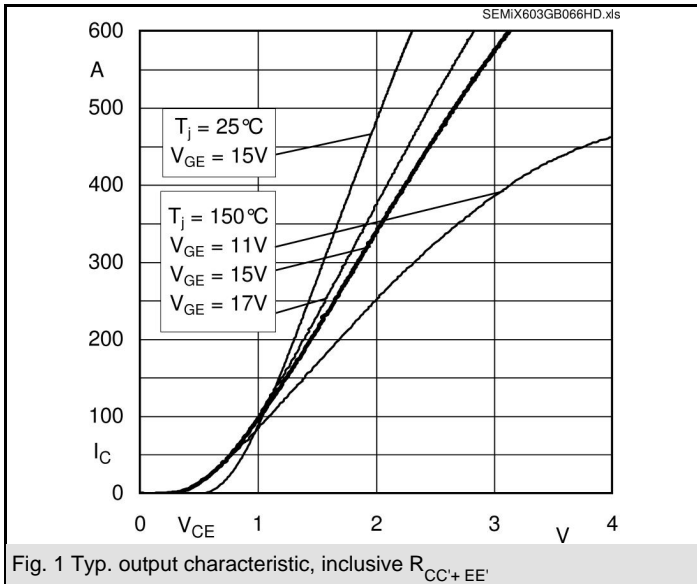
Remarks

- Case temperature limited to $T_C = 125^\circ\text{C}$ max.
- Product reliability results are valid for $T_j = 150^\circ\text{C}$
- SC data: $t_p \leq 6 \mu\text{s}$; $V_{GE} \leq 15 \text{ V}$; $T_j = 150^\circ\text{C}$; $V_{CC} = 360 \text{ V}$



Absolute Maximum Ratings		$T_{case} = 25^\circ\text{C}$, unless otherwise specified	
Symbol	Conditions	Values	Units
IGBT			
V_{CES}		600	V
I_C	$T_c = 25 (80)^\circ\text{C}$, $T_j = 150^\circ\text{C}$	730 (520)	A
I_C	$T_c = 25 (80)^\circ\text{C}$, $T_j = 175^\circ\text{C}$	800 (610)	A
I_{CRM}	$t_p = 1 \text{ ms}$	1200	A
V_{GES}		± 20	V
$T_j, (T_{stg})$		- 40 ... + 175 (125)	$^\circ\text{C}$
V_{isol}	AC, 1 min.	4000	V
Inverse diode			
I_F	$T_c = 25 (80)^\circ\text{C}$, $T_j = 150^\circ\text{C}$	530 (350)	A
I_F	$T_c = 25 (80)^\circ\text{C}$, $T_j = 175^\circ\text{C}$	590 (430)	A
I_{FRM}	$t_p = 1 \text{ ms}$	1200	A
I_{FSM}	$t_p = 10 \text{ ms}$; sin.; $T_j = 25^\circ\text{C}$	2700	A
Freewheeling diode			
I_F	$T_c = 25 (80)^\circ\text{C}$, $T_j = 150^\circ\text{C}$	640 (430)	A
I_F	$T_c = 25 (80)^\circ\text{C}$, $T_j = 150^\circ\text{C}$	710 (520)	A
I_{FSM}	$t_p = 10 \text{ ms}$; ; $T_j = 175^\circ\text{C}$		A

Characteristics		$T_{case} = 25^\circ\text{C}$, unless otherwise specified			
Symbol	Conditions	min.	typ.	max.	Units
IGBT					
$V_{GE(th)}$	$V_{GE} = V_{CE}$, $I_C = 10 \text{ mA}$		5,8		V
I_{CES}	$V_{GE} = 0$, $V_{CE} = V_{CES}$, $T_j = 25 ()^\circ\text{C}$			0,1	mA
$V_{CE(TO)}$	$T_j = 25 (150)^\circ\text{C}$	0,9 (0,85)		1 (0,9)	V
r_{CE}	$V_{GE} = 15 \text{ V}$, $T_j = 25 (150)^\circ\text{C}$	0,9 (1,4)		1,5 (2)	m Ω
$V_{CE(sat)}$	$I_{Cnom} = 600 \text{ A}$, $V_{GE} = 15 \text{ V}$, $T_j = 25 (150)^\circ\text{C}$, chip level	1,45 (1,7)		1,9 (2,1)	V
C_{ies}	under following conditions		37		nF
C_{oes}	$V_{GE} = 0$, $V_{CE} = 25 \text{ V}$, $f = 1 \text{ MHz}$		2,3		nF
C_{res}			1,1		nF
L_{CE}			20		nH
$R_{CC'+EE'}$	terminal-chip, $T_c = 25 (125)^\circ\text{C}$		0,7 (1)		m Ω
$t_{d(on)}/t_r$	$V_{CC} = 300 \text{ V}$, $I_{Cnom} = 600 \text{ A}$		145 / 145		ns
$t_{d(off)}/t_f$	$V_{GE} = \pm 15 \text{ V}$		1030 / 105		ns
$E_{on} (E_{off})$	$R_{Gon} = R_{Goff} = 3 \Omega$, $T_j = 150^\circ\text{C}$		11 (41)		mJ
Inverse diode, Freewheeling diode					
$V_F = V_{EC}$	$I_{Fnom} = 600 \text{ A}$; $V_{GE} = 0 \text{ V}$; $T_j = 25 (150)^\circ\text{C}$, chip level		1,4 (1,4)	1,6	V
$V_{(TO)}$	$T_j = 25 (150)^\circ\text{C}$		1 (0,85)	1,1	V
r_T	$T_j = 25 (150)^\circ\text{C}$		0,7 (0,9)	0,83	m Ω
I_{RRM}	$I_{Fnom} = 600 \text{ A}$; $T_j = 25 (150)^\circ\text{C}$		352		A
Q_{rr}	$di/dt = 3800 \text{ A}/\mu\text{s}$		63		μC
E_{rr}	$V_{GE} = -15 \text{ V}$		13		mJ
Thermal characteristics					
$R_{th(j-c)}$	per IGBT			0,073	K/W
$R_{th(j-c)D}$	per Inverse Diode			0,15	K/W
$R_{th(j-c)FD}$	per FWD				K/W
$R_{th(c-s)}$	per module		0,04		K/W
Temperature sensor					
R_{25}	$T_c = 25^\circ\text{C}$		5 \pm 5%		k Ω
$B_{25/85}$	$R_2 = R_1 \exp[B(1/T_2 - 1/T_1)]$; $T[K]; B$		3420		K
Mechanical data					
M_s/M_t	to heatsink (M5) / for terminals (M6)	3/2,5		5 / 5	Nm
w			289		g



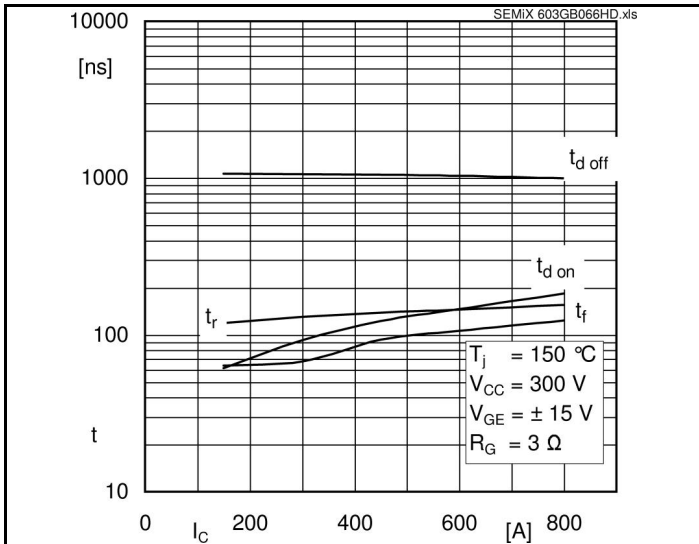


Fig. 7 Typ. switching times vs. I_C

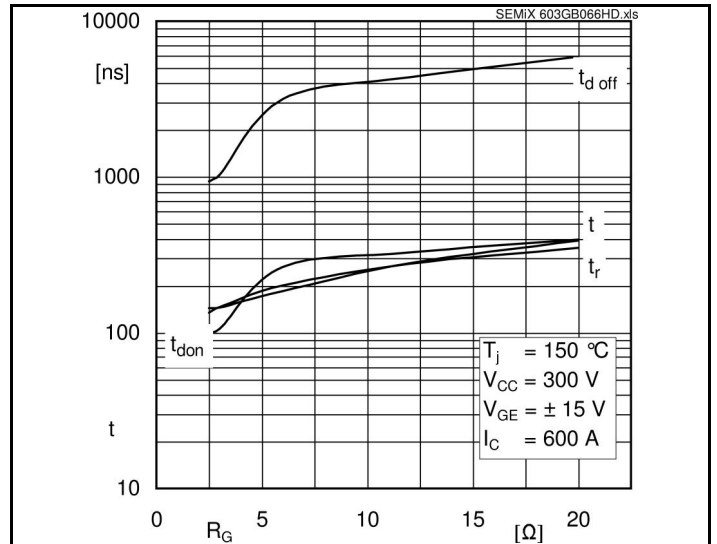


Fig. 8 Typ. switching times vs. gate resistor R_G

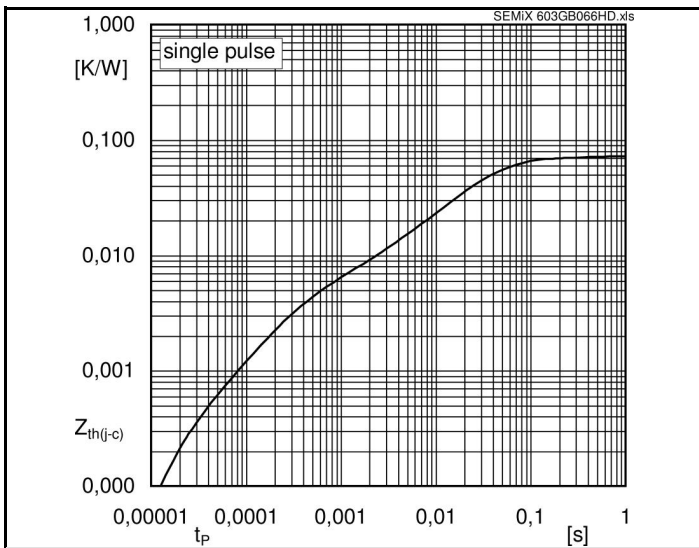


Fig. 9 Transient thermal impedance of IGBT

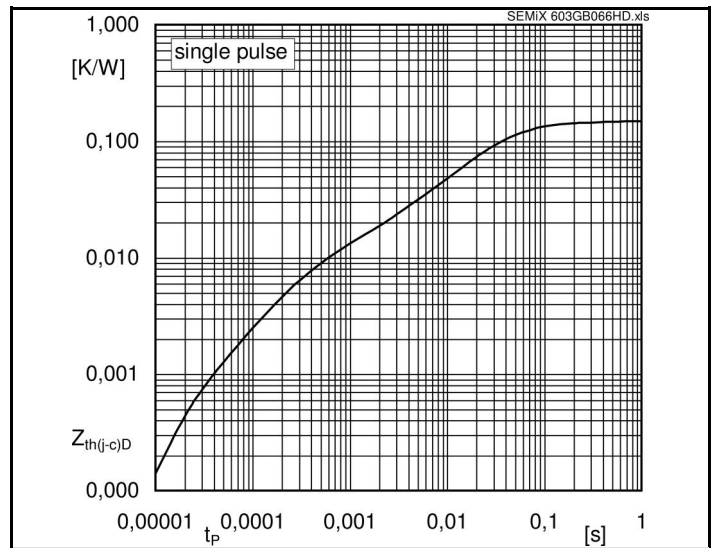


Fig. 10 Transient thermal impedance of FWD

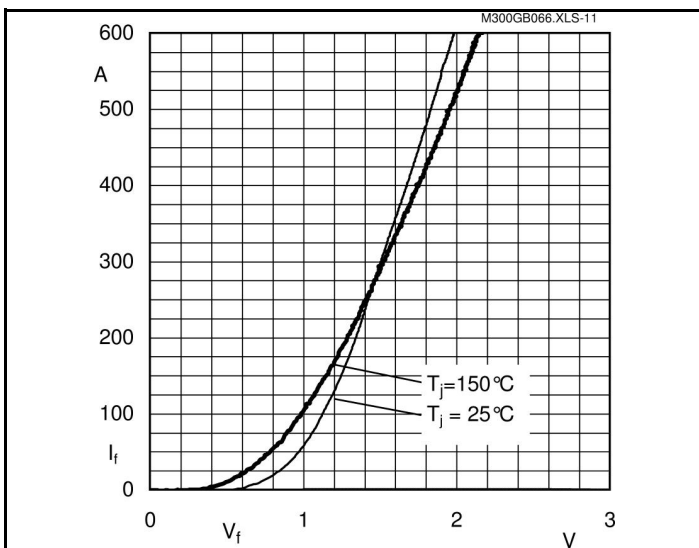


Fig. 11 CAL diode forward characteristic

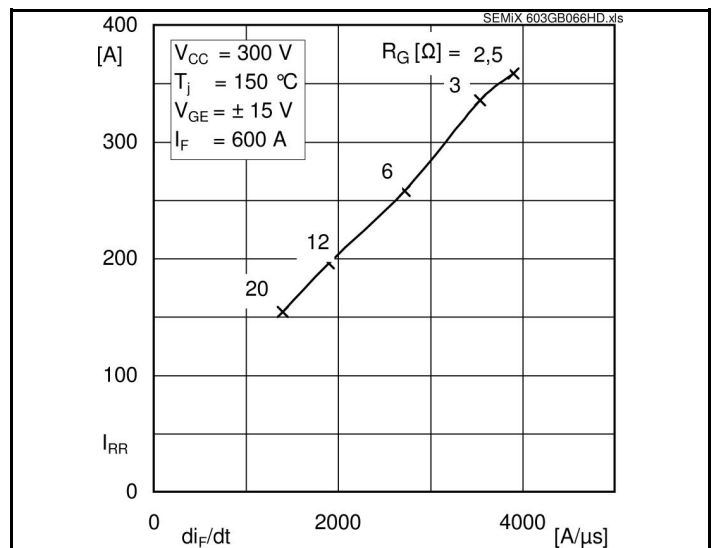
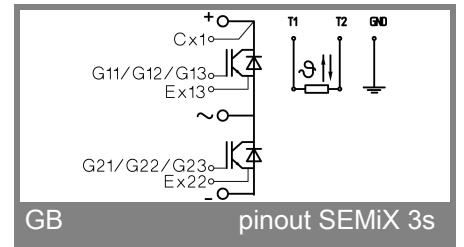
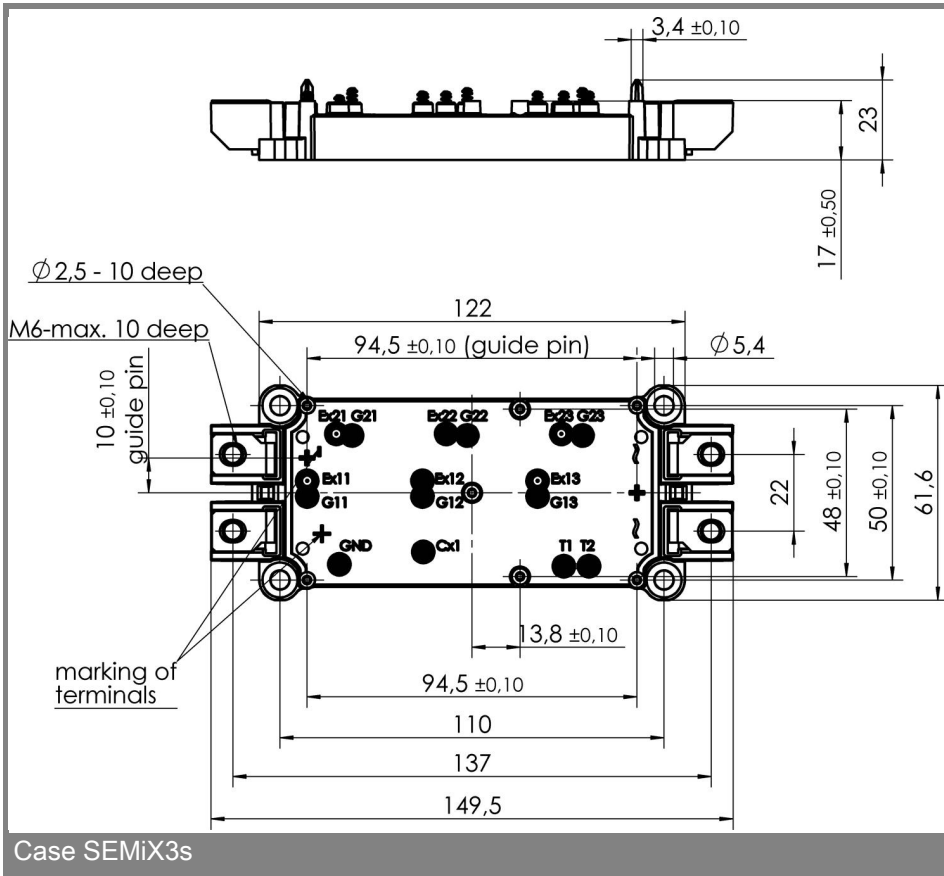
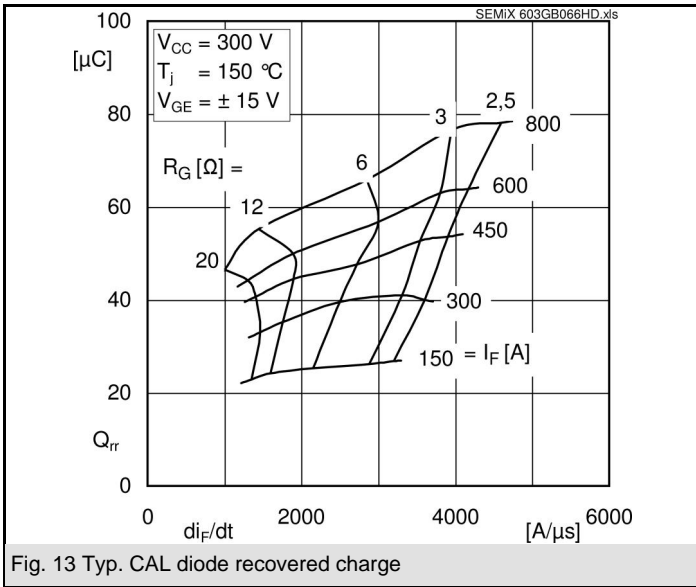


Fig. 12 Typ. CAL diode peak reverse recovery current

SEMiX 603GB066HDs



This is an electrostatic discharge sensitive device (ESDS), international standard IEC 60747-1, Chapter IX.

This technical information specifies semiconductor devices but promises no characteristics. No warranty or guarantee expressed or implied is made regarding delivery, performance or suitability.