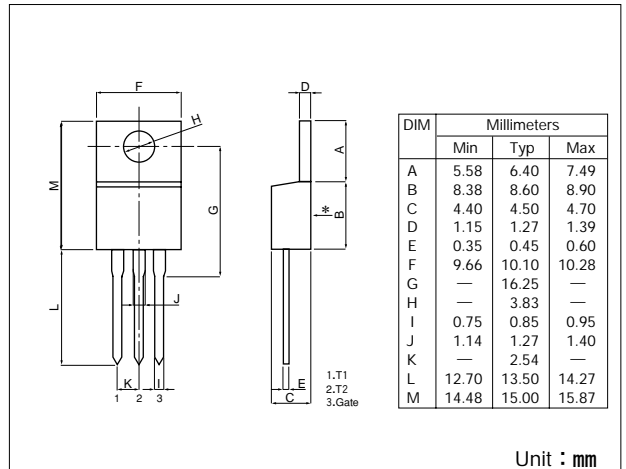
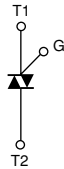


TRIAC (NON-ISOLATED TYPE)

TMG10C60

TMG10C60 are non-isolated triac suitable for wide range of applications like copier, microwave oven, solid state switch, motor control, light and heater control.

- $I_{T(RMS)}$ 10A
- High surge capability 110A
- Non-isolated type



Maximum Ratings

($T_j=25^\circ\text{C}$ unless otherwise specified)

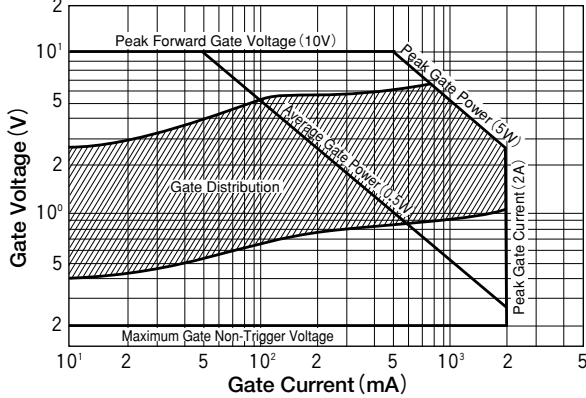
Symbol	Item	Ratings		Unit
		TMG10C60		
V_{DRM}	Repetitive Peak Off-State Voltage	600		V

Symbol	Item	Conditions	Ratings	Unit
$I_{T(RMS)}$	R.M.S. On-State Current	$T_c=103^\circ\text{C}$	10	A
I_{TSM}	Surge On-State Current	One cycle, 50Hz/60Hz, peak, non-repetitive	100/110	A
I^2t	I^2t	1ms~10ms	50	A^2S
P_{GM}	Peak Gate Power Dissipation		5	W
$P_{G(AV)}$	Average Gate Power Dissipation		0.5	W
I_{GM}	Peak Gate Current		2	A
V_{GM}	Peak Gate Voltage		10	V
T_j	Operating Junction Temperature		-40 to +125	$^\circ\text{C}$
T_{stg}	Storage Temperature		-40 to +125	$^\circ\text{C}$
	Mass		2	g

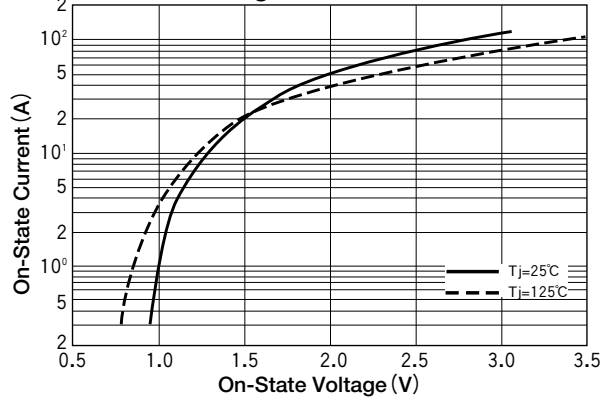
Electrical Characteristics

Symbol	Item	Conditions	Ratings			Unit
			Mon.	Typ.	Max.	
I_{DRM}	Reptitive Peak Off-State Current	$V_D=V_{DRM}$, Single phase, half wave, $T_j=125^\circ\text{C}$			2	mA
V_{TM}	Peak On-State Voltage	$I_T=15\text{A}$, Inst. measurement			1.4	V
I_{GT1}^+	Gate Trigger Current	$V_D=6\text{V}$, $R_L=10\Omega$	1		30	mA
I_{GT1}^-			2		30	
I_{GT3}^+			3		—	
I_{GT3}^-			4		30	
V_{GT1}^+	Gate Trigger Voltage	$V_D=6\text{V}$, $R_L=10\Omega$	1		1.5	V
V_{GT1}^-			2		1.5	
V_{GT3}^+			3		—	
V_{GT3}^-			4		1.5	
V_{GD}	Non-Trigger Gate Voltage	$T_j=125^\circ\text{C}$, $V_D=\frac{1}{2}V_{DRM}$	0.2			V
$(dv/dt)_c$	Critical Rate of Rise off-State Voltage at commutation	$T_j=125^\circ\text{C}$, $(di/dt)_c=-5\text{A/ms}$, $V_D=\frac{2}{3}V_{DRM}$	10			$\text{V}/\mu\text{s}$
I_H	Holding Current			20		mA
$R_{th(j-c)}$	Thermal Impedance	Junction to case			1.8	$^\circ\text{C}/\text{W}$

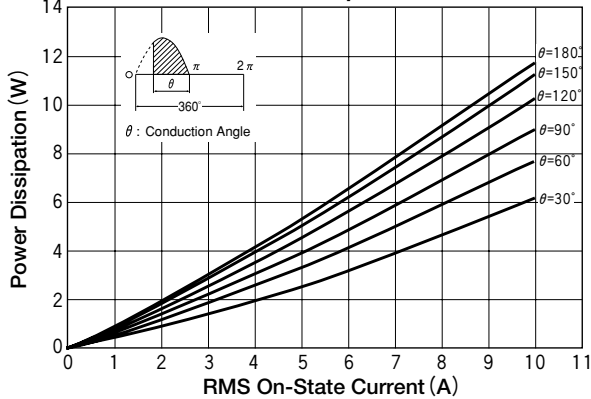
Gate Characteristics



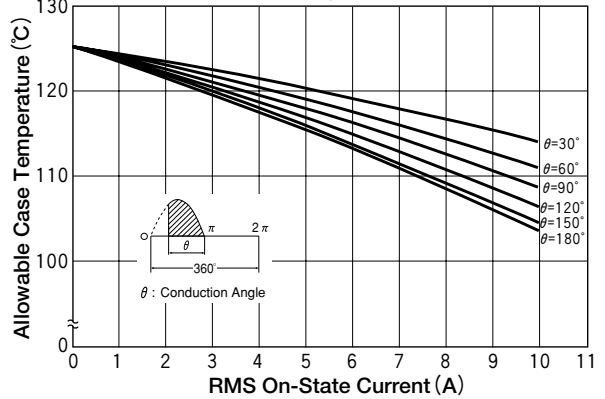
On-State Voltage



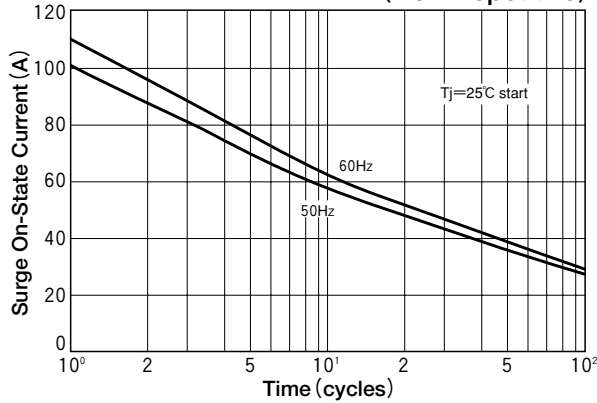
On State Current vs. Maximum Power Dissipation



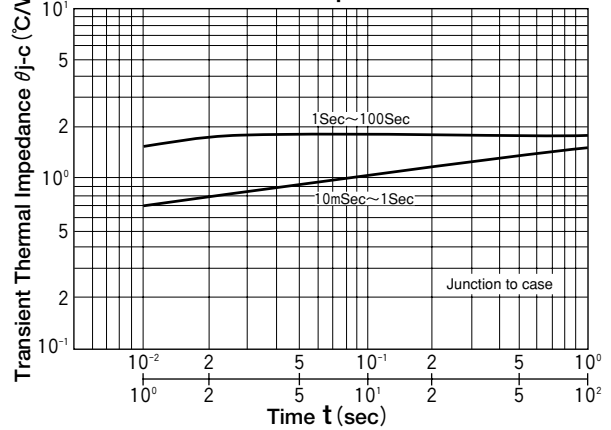
On State Current vs. Allowable Case Temperature



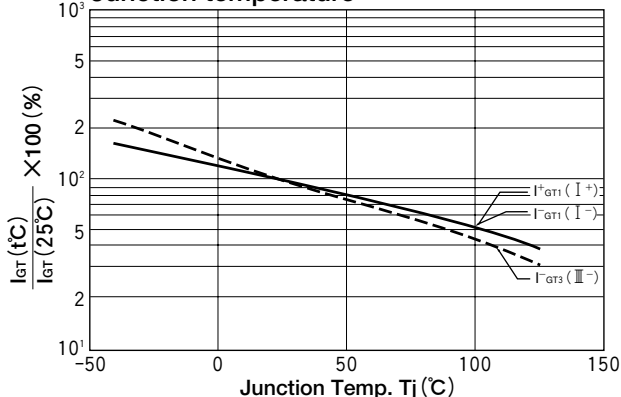
Surge On-State Current Rating (Non-Repetitive)



Transient Thermal Impedance



Gate trigger current vs. Junction temperature



Gate trigger voltage vs. Junction temperature

